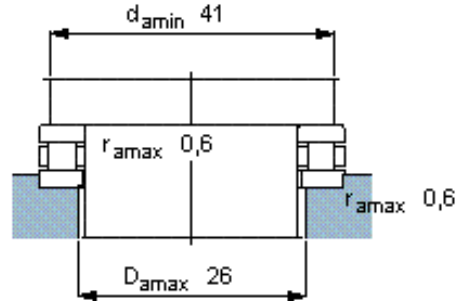
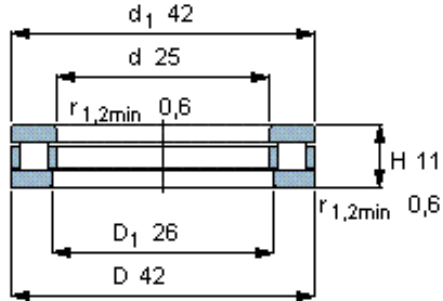
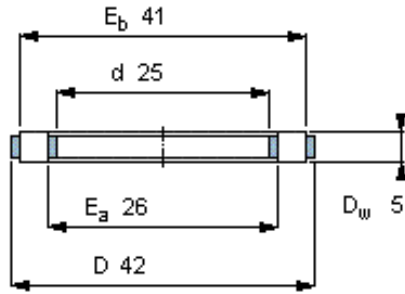


Principal dimensions			Basic load ratings		Speed ratings		Designations	
d	D	H	dynamic C	static C0	Reference speed	Limiting speed	Complete bearing	Roller and cage thrust assembly
mm			kN		r/min		-	
25	42	11	25	69,5	3200	6300	81105 TN	K 81105 TN

Complete bearing



Roller and cage thrust assembly



K 81105 TN

Mass kg 0,015

Appropriate components

Shaft washer
WS 81105

Housing washer
GS 81105

Universal washer
LS 2542

